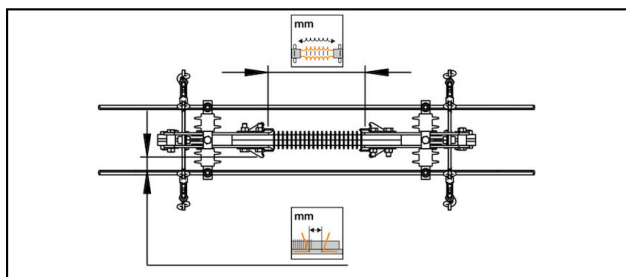
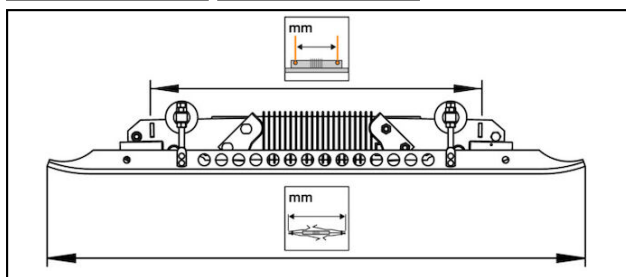
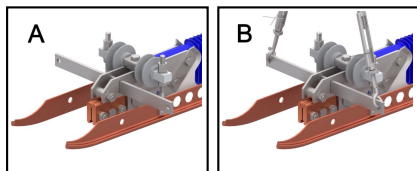



Section insulators

FTN1.5 Section insulator



Application










Neutral section for tramway and light rail vehicles
Maximum speed up to 80 km/h

Material





GRP/silicone, Cu, CuNiSi, stainless steel

Legend




- 1) Without adjusting screw for low service loads
- 2) With adjusting screw for high service loads
- A) Without turnbuckles
- B) With turnbuckles

Article-Nr.									
655.336.722	80 - 150	5.6 - 6.9	450	610	435	35	1000	max.10	2, B

Accessories

 SAL									
Article-Nr.									
696.016.010	Al	1610							1.2

Accessories

 Turnbuckle SSCH110-135									
Article-Nr.									
695.002.671	110 - 135								0.192



Accessories



Turnbuckle SSCH95-125

Article-Nr.	mm a								Kg
695.001.670	95 - 125								0.139

Accessories



Turnbuckle SSCH200-280

Article-Nr.	mm a	mm b	mm c					Kg	
690.010.727	200 - 280	15						0.163	1, 3
690.023.727	200 - 280	15						0.163	1, 2
690.025.727	200 - 280	18	8					0.163	1, 2
690.035.000	200 - 280	18	8					0.163	1, 3
690.038.000	200 - 280	18	8					0.163	1, 3, 4

Technical Specifications: **Section insulator FTN1.5**

Article No.	655.336.722
Contact wire section	80 - 150 mm ²
Contact wire groove	5.6 - 6.9 mm
Creeping distance	450 mm
Length between suspension	610 mm
Length between contact wire	435 mm
Arcing horn distance	35 mm
Total length	1000 mm
Recommended service load	max.10
Specified mechanical load (SML)	80 kN
Minimum breaking load of the section insulator	80 kN
comment	
	2, B
Commercial specification	
Customs number	85353000
country of origin	CH
Texte	
comment	2, B
Logistic specification	
Kilo / piece	11.5 kg

