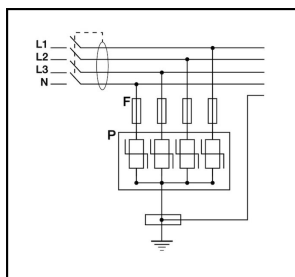
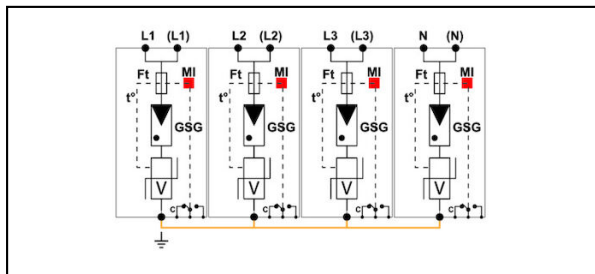
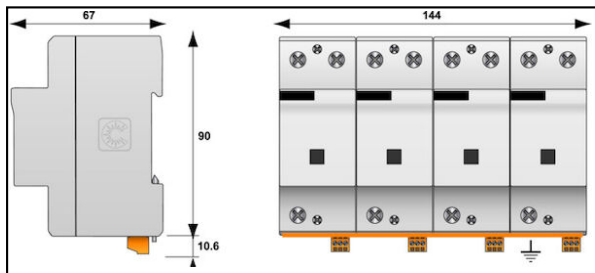
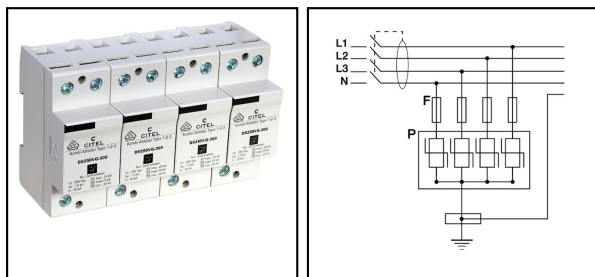





Surge Protection (Type 1)

■ DS 250 VG Overvoltage protection T1+T2+T3



Characteristics

- surge protector type 1+2+3
- 10 years warranty
- $i_{imp} = 25\text{kA/pole}$ ($10/350\mu\text{s}$)
- optimized to TOV
- internal disconnection, status indicator
- follow and operating current: none
- remote signaling

Article-Nr.	E-Number	Typ/Type		kA I_{imp}	kA I_{max}	ns t_A	kV U_P	kA i_n	mm ² 	
296.901.374	808 451 020	T1 / T2 / T3	1	25	70	≤ 20	1.5	30	6 - 50	Yes
296.902.374	808 453 010	T1 / T2 / T3	3	25	70	≤ 20	1.5	30	6 - 50	Yes
296.900.374	808 454 010	T1 / T2 / T3	4	25	70	≤ 20	1.5	30	6 - 50	Yes

Technical Specifications: **Overvoltage protection T1+T2+T3 DS 250 VG**

	296.901.374	296.902.374	296.900.374
SPD type	T1 / T2 / T3		
Number of poles	1	3	4
max. discharge current (I _{max})	70 kA		
Nominal line voltage U _n AC	230 V		
Continuous voltage AC max.	255 V		
Nominal frequency [fn]	0 - 100 Hz		
Impulse current [I _{imp}]_(10/350)	25 kA		
Discharge current max. (8/20) μs [I _{max}]	70 kA		
Nominal discharge surge current (8/20)	30 kA		
Combined shock [U _{oc}]	20 kV		
Voltage protection level [U _p]	1.5 kV		
Protection level max. (at 5kA)	0.65 kV		
Protection level max. (at 12.5kA)	0.8 kV		
Protection level max. (at I _{max})	1.5 kV		
Operating current [I _c]	0 kA		
Follow current [I _F]	0 kA		
follow current extinguishing capability [I _{fi}]	Unendlich kA eff		
Response time [t _a]	≤20 ns		
TOV-voltage L-N [UT]	450 V / 5 sec.		
TOV-voltage N-PE [UT]	1200 V / 200 ms / 300 A		
TOV-voltage L-PE [UT]	1454 V / 200 ms / 300 A		
Short circuit resistance (I _{cw})	25 kA		
Fault indication	mechanisch, Rot		
Temperature range	-40 - 85 °C		
Degree of protection	IP20		
Fuse max. (gG)	315 A		
Mounting on	Hutschiene 35 mm		
Material housing	Thermoplast PEI UL-94-5VA		
Signaling on the device	Optic		
Signaling contact	Yes		
Connection cross section solid / stranded max.	1.5 mm ²		
Switching capacity signaling contact	250 V/0,5 A (AC) / 125 V/0,25 A (DC)		
System configuration			TN-S
Energetically coordinated protective effect to the terminal	Yes		
Construction size	2 modular spacing	6 modular spacing	8 modular spacing
Exhausting	No		
Network configuration	Yes		
Nominal cross section conductor	6 - 50 mm ²		
Voltage protection level L-N [U _p]	1.5 kV		
Mounting method	DIN rail (top hat rail) 35 mm		
Degree of protection (IP)	IP20		
Standards			
Homologation	UL		
Test standards Europe	EN 61643-11		
Test standards International	IEC 61643-11		
Test standards USA	UL 1449 d.3		
Commercial specification			
Customs number	85363000		
country of origin	CE*		ZA*
Logistic specification			
VPE Weight	0.33 kg	0.896 kg	1.18 kg