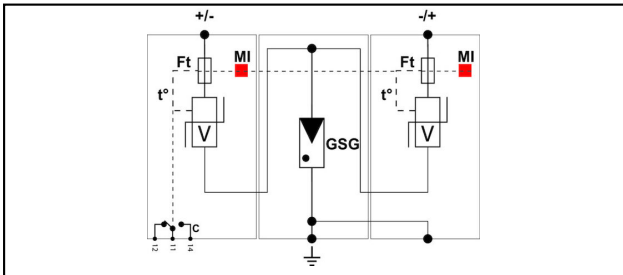
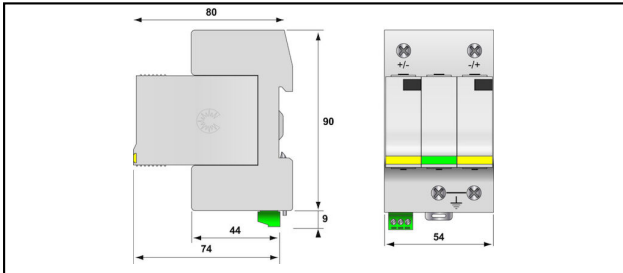



Photovoltaics

■ **DS 50 PVS** Photovoltaics surge protection**Characteristics**

- Surge protector photovoltaic type 1+2
- $I_{imp} = 5\text{kA/pole (10/350)}$
- internal disconnection, status indicator
- follow and operating current: none
- remote signaling

Article-Nr.	E-Number	Typ/Type		kA I_{max}	V U_C	kV U_P	kA I_{imp}	ns t_A	kA i_n	
296.482.393	808 486 340	T1 / T2	Yes	40	$\leq 1200\text{VDC}$	2.6	6.25	0	15	1

Technical Specifications: Photovoltaics surge protection DS 50 PVS

Article No.	296.482.393
SPD type	T1 / T2
Number of poles	2
max. discharge current (I _{max})	40 kA
Impulse current [I _{imp}]_(10/350)	6.25 kA
Nominal discharge surge current (8/20)	15 kA
Voltage protection level [U _p]	2.6 kV
Response time [t _a]	0
Short circuit resistance (I _{cw})	15 kA
Follow current [I _F]	0 kA
Fault indication	mechanisch, Rot
Temperature range	-40 - 85 °C
Material housing	Thermoplastik PEI UL-94-V0
Signaling on the device	Optic
Signaling contact	Yes
Connection cross section solid / stranded max.	1.5 mm ²
Switching capacity signaling contact	250 V/0,5 A (AC) / - 30 V / 2 A (DC)
Energetically coordinated protective effect to the terminal	Yes
Exhausting	No
Operation voltage max. [U _c]	≤1200VDC
Nominal voltage DC	1000 V
Mounting method	DIN rail (top hat rail) 35 mm
Construction size	3 modular spacing
System configuration DC	Yes
Integrated backup fuse	No
Nominal discharge current [I _n]	15/Pol
Total discharge current (8/20) (L N-PE)	60 kA
Connection cross section	2 - 25 mm ²
Degree of protection (IP)	IP20
Standards	
Test standards USA	UL 1449 ed.3
Test standards Europe	EN 50539-11
Test standards France	UTE C61-740-51
Commercial specification	
Customs number	85363000
country of origin	undefined

