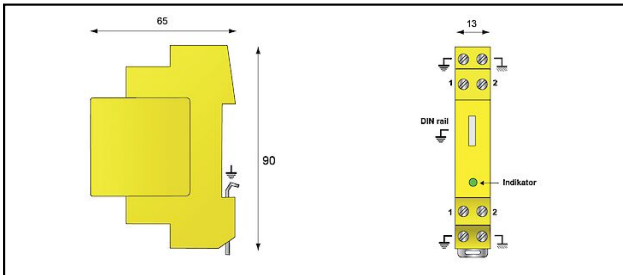



Informatics, Telecommunication





DLATS Surge protection

**Characteristics**

Designed to protect, against surge voltages due to lightning, telecom lines. Based on gas-tube technology with fast switching diodes. When the plug-in module is pulled, the transmission signal is not interrupted.

Legend

a) Control module up to max. 24 DLATS

Article-Nr.	E-Number		V U_N	ns t_A	kV U_P	kA I_{max}	mm^2 			
296.641.403	970 500 803	2	24	<1	0.04	20	0.4 - 1.5			1

Technical Specifications: Surge protection DLATS

Article No.	296.641.403
Nominal voltage Un	24
Number of wires	2
Operating voltage max. [UcDC]	28 V
Nominal line voltage Un DC	24 V
Continuous voltage DC max.	28 V
Applications with interface	4-20 mA Stromschleife 24 V
Nominal discharge surge current (8/20)	5 kA
Nominal load current	0.3 A
Voltage protection level [Up]	0.04 kV
Response time [ta]	<1
Fault indication	optisch
Temperature range	-40 - 85 °C
Degree of protection	IP20
Dimensions	Siehe Massbild
Signaling on the device	Optic
Connection cross section solid / stranded max.	1.5 mm ²
Nominal cross section conductor	0.4 - 1.5 mm ²
Signal nominal load current	0.3 A
Nominal discharge current [In]	5
Discharge current max. [Imax]	20 kA
Connector (information technology)	Clamp
Mounting method	DIN rail (top hat rail) 35 mm
With remote signalling contact	Yes
Standards	
Homologation	UL
Test standards International	IEC 61643-21
Test standards USA	UL497A
Commercial specification	
Customs number	85363000
country of origin	undefined
Logistic specification	
VPE Weight	0.075 kg