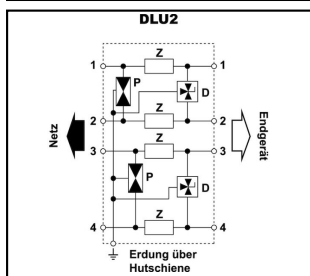
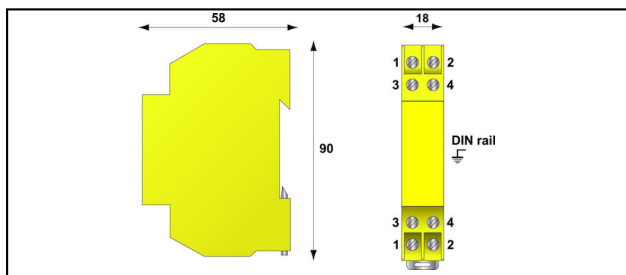





Informatics, Telecommunication

■ **DLU 2** Surge protection**Characteristics**

Designed to protect, against surge voltages due to lightning, telecom lines. Based on gas-tube technology with fast switching diodes.

Article-Nr.	E-Number		v U_N	ns t_A	kV U_P	kA I_{max}	mm^2 			 VE Emb
296.074.264	970 509 003	4	24	≤ 11	0.04	20	0.75 - 1.5			1

Technical Specifications: Surge protection DLU 2

Article No.	296.074.264
Nominal voltage Un	24
Number of wires	4
Nominal line voltage Un AC	24 V
Nominal line voltage Un DC	24 V
Continuous voltage AC max.	20 V
Continuous voltage DC max.	28 V
Applications with interface	4-20 mA Stromschleife 24 V
Nominal discharge surge current (8/20)	5 kA
Nominal load current	0.3 A
Voltage protection level [Up]	0.04 kV
Response time [ta]	≤11
Fault indication	Kurzschluss
Temperature range	-40 - 85 °C
Degree of protection	IP20
Dimensions	Siehe Massbild
Signaling on the device	None
Connection cross section solid / stranded max.	1.5 mm ²
Nominal cross section conductor	0.75 - 1.5 mm ²
Signal nominal load current	0.3 A
Nominal discharge current [In]	5
Discharge current max. [Imax]	20 kA
Connector (information technology)	Clamp
Mounting method	DIN rail (top hat rail) 35 mm
With remote signalling contact	No
Standards	
Homologation	UL
Test standards International	IEC 61643-21
Test standards USA	UL 1449 ed.3
Commercial specification	
Customs number	85363000
country of origin	undefined
Logistic specification	
VPE Weight	0.078 kg