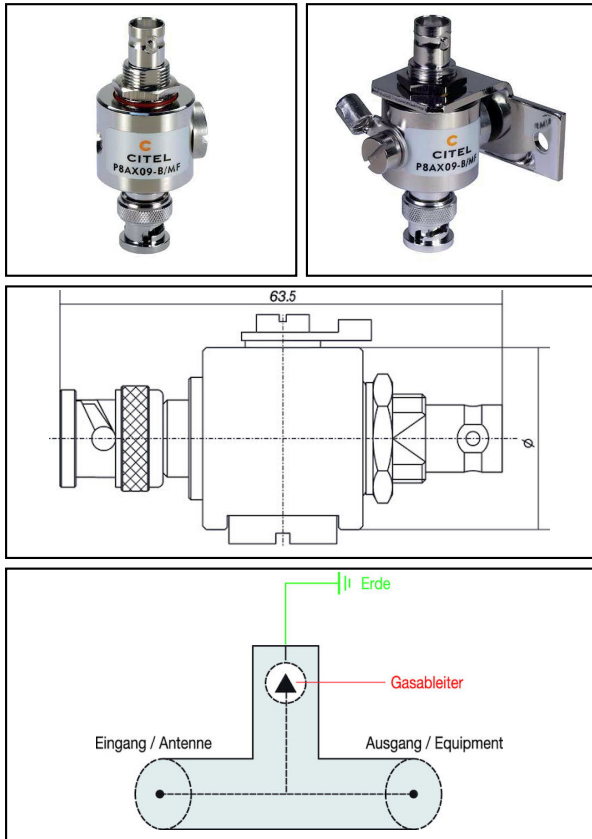











## Coaxial conductor

## ■ P8 AX Surge protection

**Characteristics**

The gas conductor is the only surge protection component, based on the low capacity, which can be applied effective in a very high frequency range (up to few GHz). The operating voltage of the gas conductor will be defined at the production (90V up to 600V).

Article-Nr.	E-Number	 A	 MHz	 kA $I_{max}$	 kA $I_{imp}$	 kV $U_P$	 V $U_C$	 ns $t_A$	 kA $i_n$	 VE Emb
296.076.123	808 401 910	BNC M/F	0 - 4000	20	2.5	<0.65	90	≤100	20	1

## Technical Specifications: Surge protection P8 AX

Article No.	296.076.123
Plug connector model A	BNC M/F
Connection 1	BNC, 50 Ohm
Impulse current [Iimp]_(10/350)	2.5 kA
Nominal discharge surge current (8/20)	20 kA
Nominal load current	10 A
Response time [ta]	≤100
Temperature range	-40 - 80 °C
Signaling on the device	None
Frequency	0 - 4000 Hz
Frequency range	0 - 4000 MHz
With remote signalling contact	No
Nominal voltage DC	90 V
Mounting method	Connector/Kabeladapter
Discharge current max. [Imax]	20 kA
Explosion-tested version	No
Voltage protection level max. (by In) [Up]	<0.65
Operation voltage max. [Uc]	90
Degree of protection (IP)	IP65
Nominal discharge current [In]	5
Standards	
Test standards International	IEC 61643-21
Test standards USA	UL497C, UL497E
Test standards Europe	EN 61643-21
Commercial specification	
Customs number	85363000
country of origin	CE*
Logistic specification	
VPE Weight	0.118 kg

