

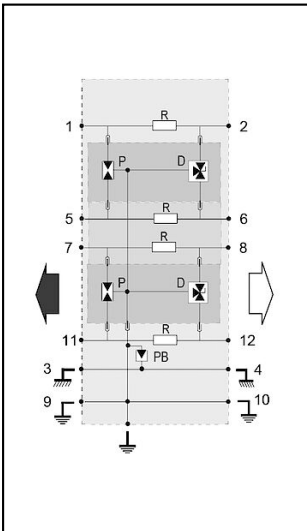
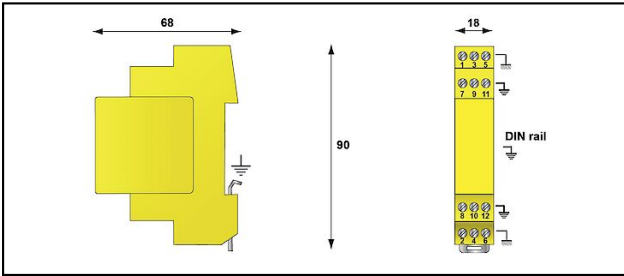
Informatics, Telecommunication




DLA2 Surge protection DLU-06D3



Characteristics

Designed to protect, against surge voltages due to lightning, telecom lines. Based on gas-tube technology with fast switching diodes. When the plug-in module is pulled, the transmission signal is not interrupted.



Article-Nr.	E-Number		v U_N	ns t_A	kV U_P	kA I_{max}	mm ² 			
296.640.311	970 500 403	4	24	<1	0.04	20	0.4 - 1.5			1
296.641.312	970 500 703	4	48	<1	0.07	20	0.4 - 1.5			1



Technical Specifications: Surge protection DLU-06D3 DLA2

	296.640.311	296.641.312
Nominal voltage Un	24 V	48 V
Number of wires	4	
Operating voltage max. [UcDC]	28 V	53 V
Nominal line voltage Un DC	24 V	48 V
Continuous voltage DC max.	28 V	53 V
Applications with interface	4-20 mA Stromschleife 24 V	ISDN
Nominal discharge surge current (8/20)	5 kA	
Nominal load current	0.3 A	
Voltage protection level [Up]	0.04 kV	0.07 kV
Response time [ta]	<1 ns	<1 ns
Fault indication	Kurzschluss	
Temperature range	-40 - 85 °C	
Degree of protection	IP20	
Dimensions	Siehe Massbild	
Signaling on the device	None	
Nominal cross section conductor	0.4 - 1.5 mm ²	
Signal nominal load current	0.3 A	
Nominal discharge current [In]	5	
Discharge current max. [Imax]	20 kA	
Connector (information technology)	Clamp	
Mounting method	DIN rail (top hat rail) 35 mm	
With remote signalling contact	No	
Standards		
Homologation	UL497A	
Test standards International	IEC 61643-21	
Commercial specification		
Customs number	85363000	
country of origin	ZA*	undefined
Logistic specification		
VPE Weight	0.075 kg	

