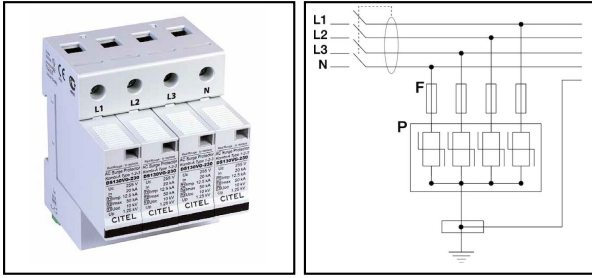


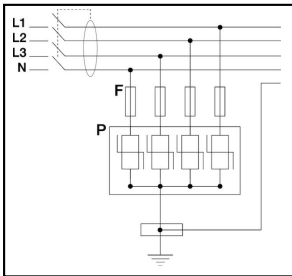
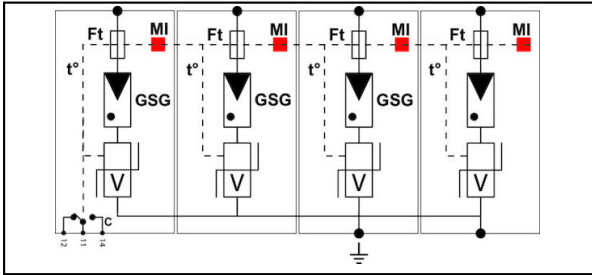
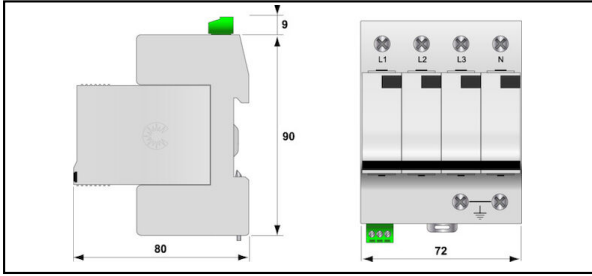
Surge Protection (Type 1)

■ DS 130 VGS Surge Protector



Characteristics

- surge protector type 1+2+3
- 10 years warranty
- $I_{imp} = 12.5\text{kA/pole}$ ($10/350\mu\text{s}$)
- optimized to TOV
- internal disconnection, status indicator
- follow and operating current: none
- remote signaling



Article-Nr.	E-Number	Typ/Type		kA I_{imp}	kA I_{max}	ns t_A	kV U_P	mm ² 		VE Emb.
296.571.582	808 452 020	T1 / T2 / T3	2	12.5	50	≤20	1	2.5 - 25		1

Technical Specifications: Surge Protector DS 130 VGS

Article No.	296.571.582
SPD type	T1 / T2 / T3
Number of poles	2
max. discharge current (I _{max})	50 kA
Nominal line voltage U _n AC	230 V
Continuous voltage AC max.	275 V
Nominal frequency [fn]	0 - 100 Hz
Impulse current [I _{imp}]_(10/350)	12.5 kA
Discharge current max. (8/20) μs [I _{max}]	50 kA
Nominal discharge surge current (8/20)	20 kA
Combined shock [U _{oc}]	20 kV
Voltage protection level [U _p]	1 kV
Protection level max. (at 5kA)	0.65 kV
Protection level max. (at 12.5kA)	0.8 kV
Protection level max. (at I _{max})	1 kV
Operating current [I _c]	0 kA
Follow current [I _F]	0 kA
follow current extinguishing capability [I _{fi}]	Unendlich
Response time [ta]	≤20
TOV-voltage L-N [UT]	335 V / 5 sec.
TOV-voltage L-PE [UT]	1200 V / 200 ms / 300 A
Short circuit resistance (I _{cw})	25 kA
Fault indication	Mechanisch, Rot
Temperature range	-40 - 85 °C
Degree of protection	IP 20
Fuse max. (gG)	160 A
Mounting on	Hutschiene 35 mm
Signaling on the device	Optic
Signaling contact	
Connection cross section solid / stranded max.	1.5 mm ²
Switching capacity signaling contact	250 V / 0,5 A (AC) - 30 V / 2 A (DC)
System configuration	TN
Energetically coordinated protective effect to the terminal	Yes
Integrated backup fuse	No
Voltage protection level max. (by I _n) [U _p]	<1.0
Construction size	2 modular spacing
Nominal cross section conductor	2.5 - 25 mm ²
Exhausting	No
Mounting method	DIN rail (top hat rail) 35 mm
Network configuration	Yes
Voltage protection level L-N [U _p]	1 kV
Remote signalling	Yes
Total discharge current (8/20) (L N-PE)	50 kA
Degree of protection (IP)	IP20
Standards	
Homologation	VDE, ÖVE und UL
Test standards International	IEC 61643-11
Test standards USA	UL 1449 ed.3
Test standards Europe	EN 61643-11
Commercial specification	
Customs number	85363000
country of origin	ZA*
Logistic specification	
VPE Weight	0.328 kg