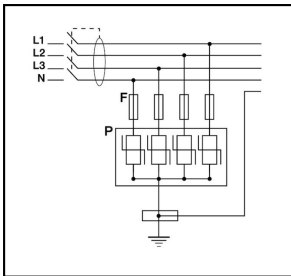
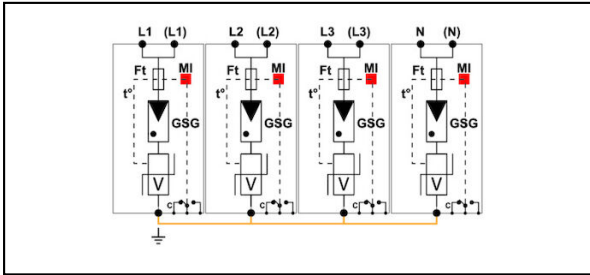
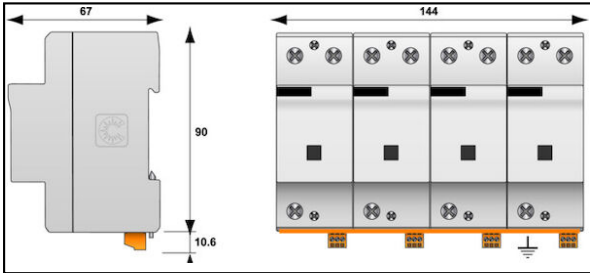
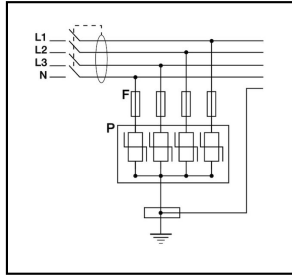


## Surge Protection (Type 1)

### ■ DS 250 VG Surge Protector



#### Characteristics

- surge protector type 1+2+3
- 10 years warranty
- $I_{imp} = 25kA/pole (10/350\mu s)$
- optimized to TOV
- internal disconnection, status indicator
- follow and operating current: none
- remote signaling

Article-Nr.	E-Number	Typ/Type		kA $I_{imp}$	kA $I_{max}$	ns $t_A$	kV $U_P$	kA $i_n$	mm <sup>2</sup>	
296.902.374	808 453 010	T1 / T2 / T3	3	25	70	≤20	1.5	30	6 - 50	Yes



## Technical Specifications: Surge Protector DS 250 VG

Article No.	296.902.374
SPD type	T1 / T2 / T3
Number of poles	3
max. discharge current (I <sub>max</sub> )	70 kA
Nominal line voltage U <sub>n</sub> AC	230 V
Continuous voltage AC max.	255 V
Nominal frequency [fn]	0 - 100 Hz
Impulse current [I <sub>imp</sub> ]_(10/350)	25 kA
Discharge current max. (8/20) μs [I <sub>max</sub> ]	70 kA
Nominal discharge surge current (8/20)	30 kA
Combined shock [U <sub>oc</sub> ]	20 kV
Voltage protection level [U <sub>p</sub> ]	1.5 kV
Protection level max. (at 5kA)	0.65 kV
Protection level max. (at 12.5kA)	0.8 kV
Protection level max. (at I <sub>max</sub> )	1.5 kV
Operating current [I <sub>c</sub> ]	0 kA
Follow current [I <sub>F</sub> ]	0 kA
follow current extinguishing capability [I <sub>fi</sub> ]	Unendlich
Response time [t <sub>a</sub> ]	≤20
TOV-voltage L-N [UT]	450 V / 5 sec.
TOV-voltage N-PE [UT]	1200 V / 200 ms / 300 A
TOV-voltage L-PE [UT]	1454 V / 200 ms / 300 A
Short circuit resistance (I <sub>cw</sub> )	25 kA
Fault indication	mechanisch, Rot
Temperature range	-40 - 85 °C
Degree of protection	IP20
Fuse max. (gG)	315 A
Mounting on	Hutschiene 35 mm
Material housing	Thermoplast PEI UL-94-5VA
Signaling on the device	Optic
Signaling contact	Yes
Connection cross section solid / stranded max.	1.5 mm <sup>2</sup>
Switching capacity signaling contact	250 V/0,5 A (AC) / 125 V/0,25 A (DC)
Energetically coordinated protective effect to the terminal	Yes
Construction size	6 modular spacing
Exhausting	No
Network configuration	Yes
Nominal cross section conductor	6 - 50 mm <sup>2</sup>
Voltage protection level L-N [U <sub>p</sub> ]	1.5 kV
Mounting method	DIN rail (top hat rail) 35 mm
Degree of protection (IP)	IP20
Standards	
Homologation	UL
Test standards Europe	EN 61643-11
Test standards International	IEC 61643-11
Test standards USA	UL 1449 d.3
Commercial specification	
Customs number	85363000
country of origin	CE*
Logistic specification	
VPE Weight	0.896 kg

