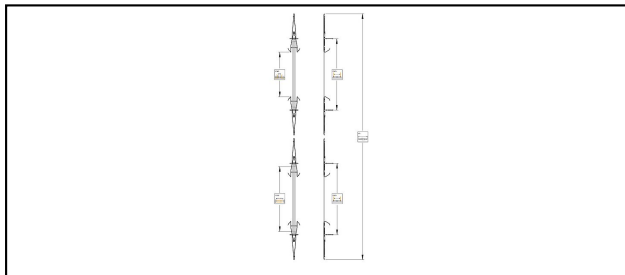
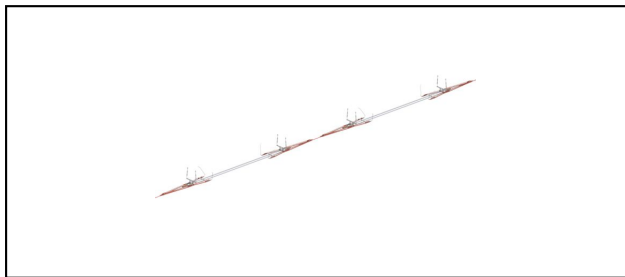


## Fino 25 kV

■ **NS25** Tratta neutra/sezionatori di fase**Applicazione**










Sezionatore di fase per separare fasi o sistemi elettrici diversi  
Per treni regionali e linee principale  
Velocità massima fino a 200 km/h

**Caratteristiche**



Barra isolante rotabile in caso d'usura

**Materiale**




VTR/PTFE, Cu, CuNiSi, acciaio inox

Rif. Articolo									
655.900.042	80 - 150	5.6 - 6.9	8 - 30	2500	2750	3000	1700	9480	43.5




**Accessori****Asta di installazione MH NS25**

Rif. Articolo		
690.067.000	21	1
655.901.000	26.3	2
655.900.000	2.9	3

**Accessori****Spegi arco NSL25**

Rif. Articolo			
690.044.000	150 - 350	16	1

**Accessori****SAL**

Rif. Articolo			
696.016.010	Al	1610	1.2

Specifiche tecnici: **Tratta neutra/sezionatori di fase NS25**

Articolo no.	655.900.042
<b>Sezione filo di contatto</b>	80 - 150 mm <sup>2</sup>
<b>Sagomatura filo di contatto</b>	5.6 - 6.9 mm
<b>Distanza di isolamento</b>	2500 mm
<b>Lunghezza tra sospensioni</b>	2750 mm
<b>Lunghezza tra fili di contatto</b>	3000 mm
<b>Distanza delle corna</b>	1700 mm
<b>Lunghezza totale</b>	9480 mm
<b>Carico di servizio raccomandato</b>	8 - 30 kN
<b>Carico di rottura dell'isolatore di sezione</b>	120 kN
<b>Carico meccanico specificato (CMS)</b>	80 kN
<b>Specifiche commerciali</b>	
<b>Numero di tariffa doganale</b>	85354000
<b>paese di origine</b>	CH
<b>Specificazione logistica</b>	
<b>Chilo / pezzo</b>	43.5 kg

